



ENGLISH LITERACY

Grade 7

Acknowledgements

Dr Ajay Ramful

Head of Curriculum

PANEL COORDINATOR

Ms Reshma Gungapersand

Panel Coordinator, Senior Lecturer

Mrs Mangala Jawaheer

Panel Member, Lecturer

Mrs Jennita Boyjonauth-Somaroo

Secondary School Educator

Mrs Preeyamvada Chuttooar

Secondary School Educator

Mr Westley Valaydon

Secondary School Educator

Mr Tariq Jhungeer

Secondary School Educator

PROOFREADER

Mrs Priya Mahadeo

Senior Research Development
Officer, MES

DESIGN

Ms Hishika Ramburn

Graphic Designer

PRESENT CONTINUOUS TENSE

Competency: C1.5 Basic Grammar, Vocabulary and Sentence Structure

Element 2: Understand and use grammatically correct sentences.

Performance Criteria:

Level 1-1.3 Apply basic grammar rules, such as subject-verb agreement and proper word order.

Purpose of Activity: This activity will develop students' ability to use the Present Continuous Tense.

Learning Outcomes:

By the end of the activity, students should be able to:

- identify the Present Continuous Tense.
- explain when Present Continuous Tense is used.
- use Present Continuous Tense in sentences.

Resources and materials:

- Flashcards, Ludo Board

Teaching trajectories/Implementation Guidelines:

Activity 1: What is happening during recess?



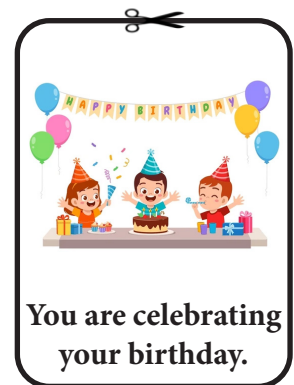


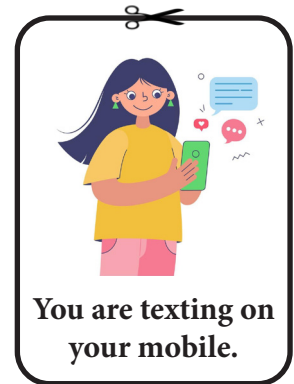


1. Carry out a discussion on the picture. The following questions can be asked:
 - What is Alexandre doing now?
 - What is Sephora doing now?
 - What is Yuvish doing now?
 - What are Rihanna and Kersley doing?
 - What are Shania and Rehan doing?
2. Assist the students in reading the sentences provided.
3. Draw attention to the time marker (now) and how verbs are formed in the present continuous tense.

Activity 2: Matching

1. Ask students to observe the pictures and to say what they are showing.
2. Assist students in matching Part A to Part B to form a complete sentence.
3. Draw the attention of the students to the pronouns, the auxiliary verbs and the use of '-ing' in the verbs.

Activity 3: Mime the actions

1. Cut out the following flashcards and place them in a bowl.



2. Students take turns to draw a sentence from the bowl.
3. Give some time to each student to mime the sentence for the class to guess.
4. Once they have guessed the actions, get them to say a sentence to describe the action using the following structure:
'You are verb+ ing...'

Activity 4: What are they doing in the park?

1. Get students to discuss what they see in the picture.
2. Guide students to form sentences using the given verb in the present continuous tense while describing the picture.
3. Assist students in writing the present continuous form of the verb in the given sentences.

Activity 5: What are they doing in town?

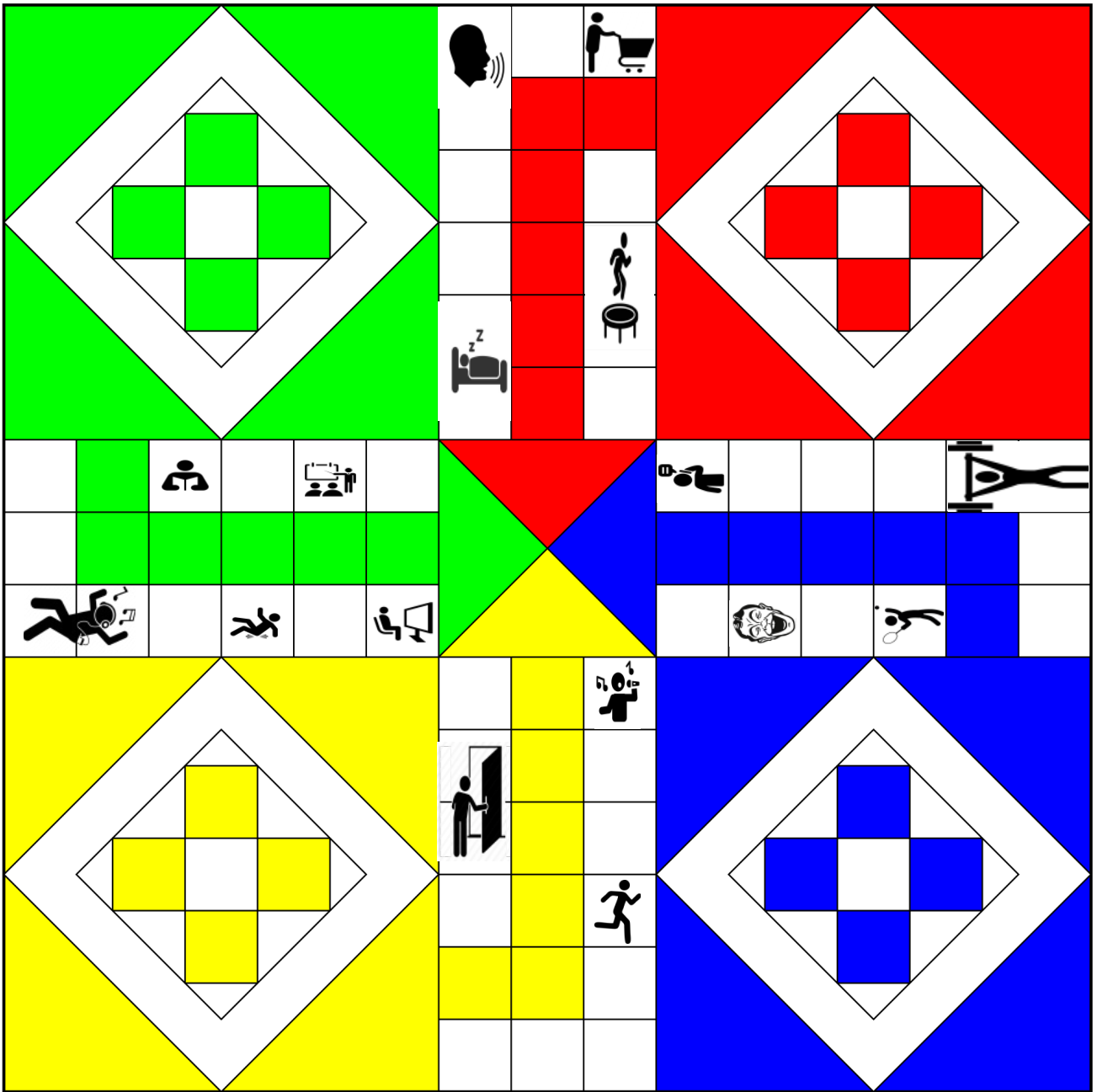
1. Get students to discuss the picture.
2. Assist students in writing sentences with the given words using the present continuous tense of the verbs.
3. Students read their sentences in front of the class.

Activity 6: Write sentences using the present continuous tense.

1. Get students to discuss the picture.
2. Assist students in writing sentences using the present continuous tense.
3. Students read their sentences in front of the class.

Activity 7: Let's play Ludo!

1. Put students in groups of four. Allocate a colour to each student.
2. Show the Ludo board to students and explain the game to them.
3. Each student chooses and cuts out a token character.
4. Students take turns to roll a dice and move their token accordingly. If they fall on a grid featuring an action, they have to make a sentence using a verb in the present continuous tense. (e.g. He is playing badminton.) If a student cannot make a sentence, the teacher should provide the sentence that the student should repeat.
5. The student who reaches his/her home first wins the game.



Assessment:

Students form the present continuous tense correctly.

Extension of Activity:

Students write short paragraph using the Present Continuous tense.