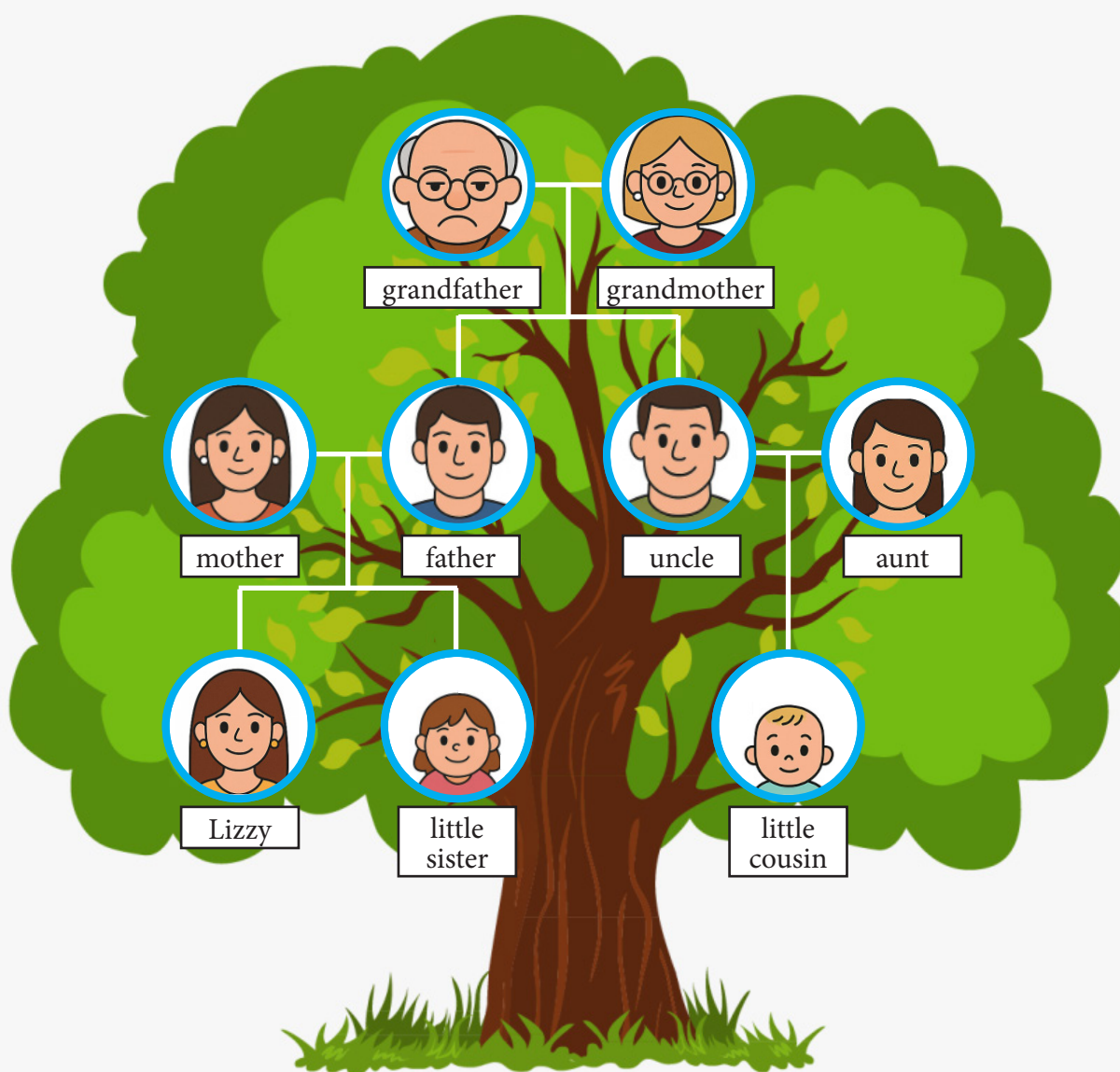


Student's activity worksheet

Activity 1: Lizzy's Family Tree


Observe the family tree and identify Lizzy's family members in the pictures.
Provide some words to describe the people you see in the family.

Lizzy's Family Tree




Activity 2. Lizzy's Family Members


Write the adjectives on the accordions to describe each family member.




grandfather




grandmother




father



mother



little sister



aunt

uncle

little cousin

Lizzy

.....

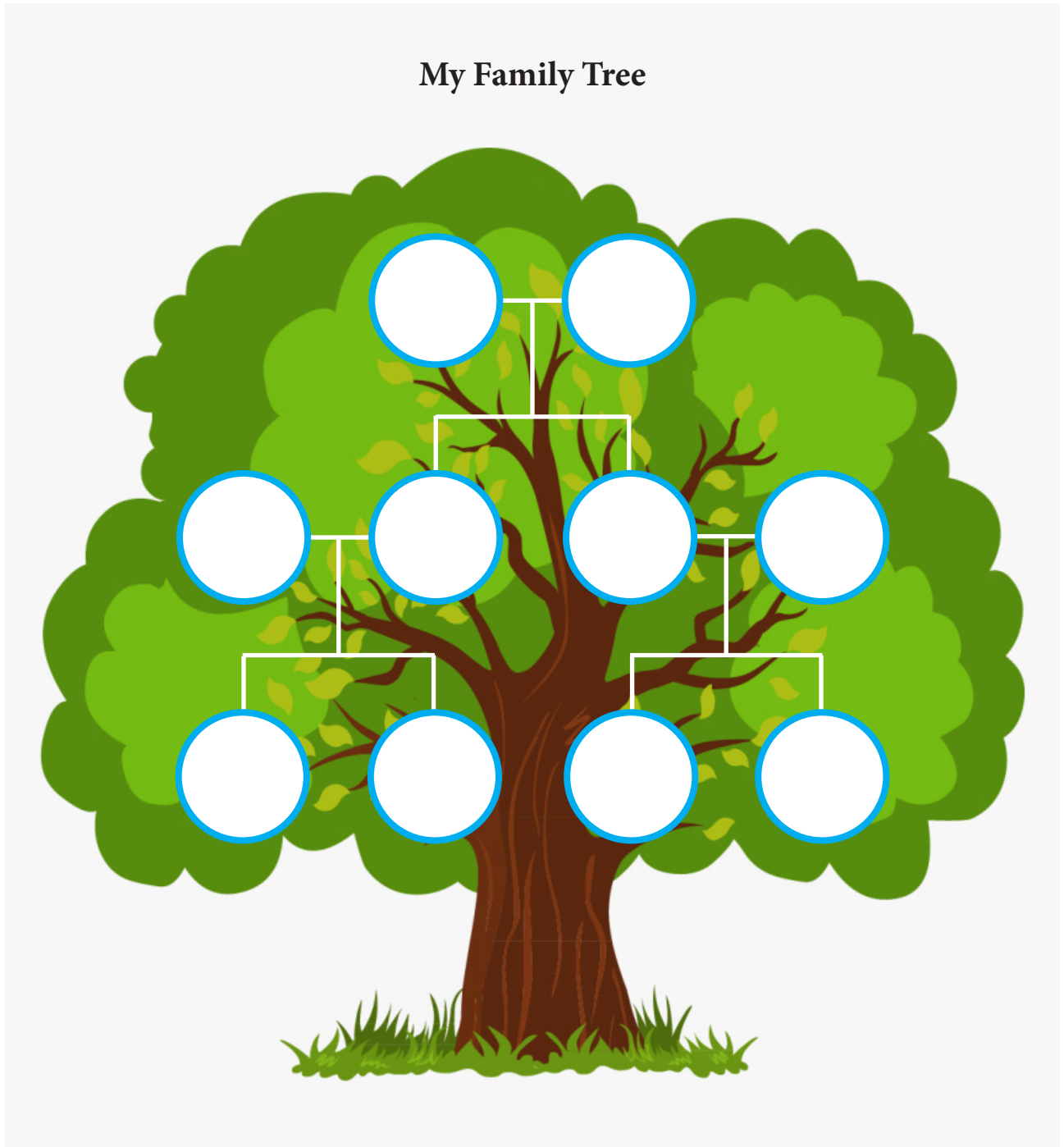
Activity 3: Complete the table below.

1. For questions 1-4, guess the family member and write it down.
2. For questions 5-9, write two short sentences to describe the family members using the appropriate adjectives.

Descriptions		Family Member
1.	She is fair and petite. She is also charming and polite.	
2.	He is cute and frail. But he is also naughty and stubborn.	
3.	She is pretty and slim. She is always caring and patient.	
4.	He is old and fat. He is bald and always grumpy.	
5.	grandmother
6.	uncle
7.	father
8.	Lizzy
9.	little sister







Activity 4: My Family Tree





1. Complete your family tree. Write down who they are (e.g. mother, brother etc.).



2. My Family Members' Accordions

Draw your family members and write down the adjectives which describe each one of them on the accordions. Read the adjectives aloud in front of the class.





.....

Activity 5: I describe my family members.

Write simple sentences using adjectives to describe your family members. Read your sentences in front of the class.

Descriptions		Family Member
1.	He is
2.	She is
3.
4.
5.
6.
7.
8.
9.
10.