

## Student's activity worksheet






### *Activity 1: 'Bring and Share' Day at Raina's School*

It is a 'Bring and Share' day at Raina's school. Describe what you can see in the picture while paying attention to colour, shape, size, appearance etc.



## Activity 2: The Adjectives Chart



Read the list of adjectives and add some more in each column.

colour 	size 	taste 	shape 	appearance 
pink	tiny	sweet	triangular	young
orange	huge	sugary	oval	chubby
brown	large	cheesy	rectangular	handsome
white	tall	spicy	round	fluffy
purple	.....	saucy	straight	cute
.....	.....	crunchy	.....	adorable
.....	.....	buttery	.....	beautiful
.....		salty	.....	scaly
		hot		.....
		milky		.....
		delicious		.....
		cold		
		tasty		
		smooth		
		.....		
		.....		
		.....		

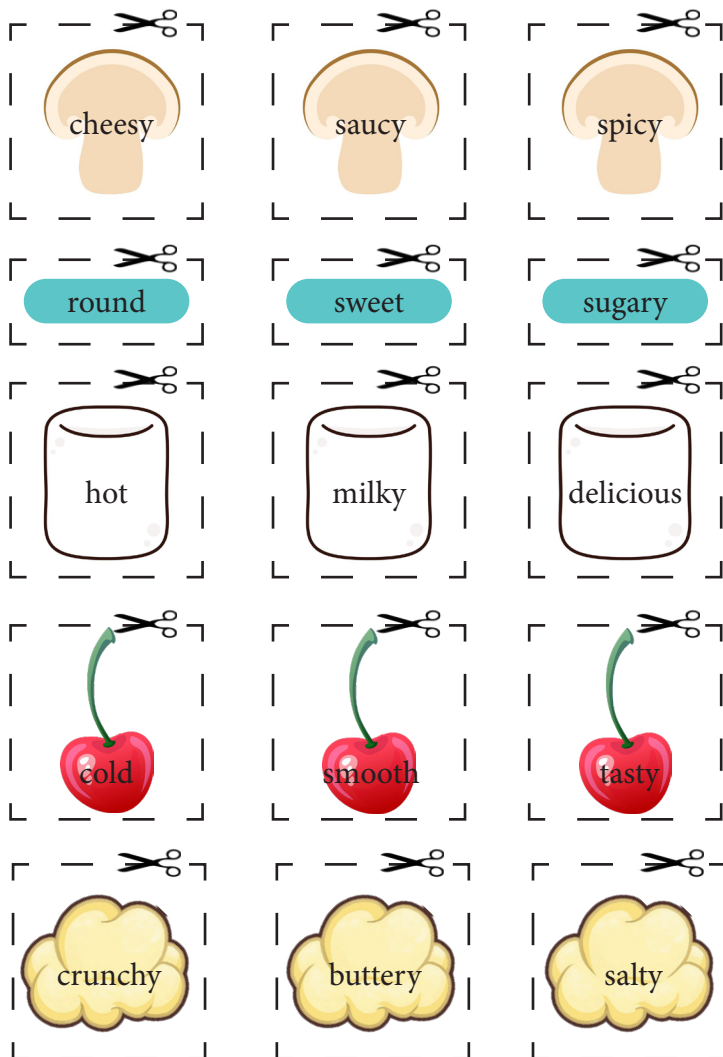
---

### *Activity 3: Raina's Favourite Toppings*

(i) Cut and paste the adjectives provided below on each food item. Read the adjectives aloud.












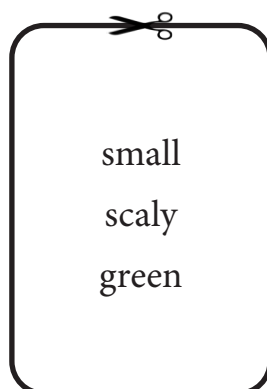
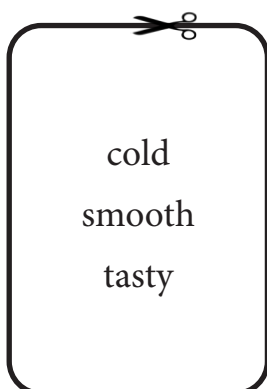
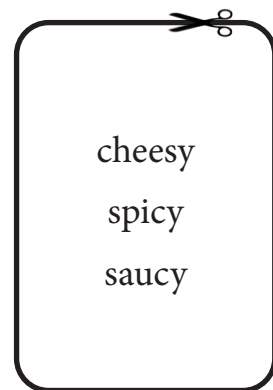
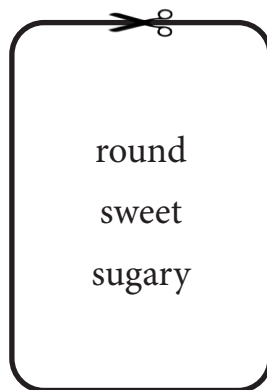
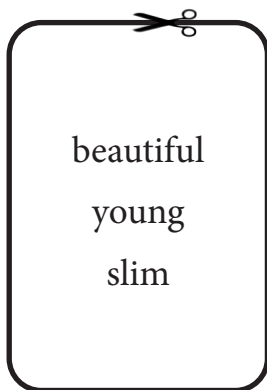

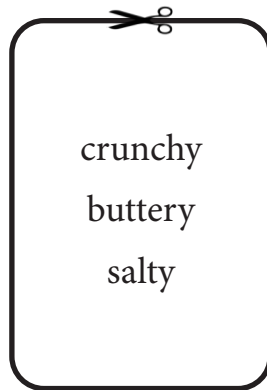
### Activity 4: Adjective Match

Play in Groups:

**Group 1** read the adjectives on the cards while **Group 2** look for the corresponding pictures.




## Adjectives cards



.....

### Activity 5: Describe them!

(i) Write the appropriate adjectives to describe the following pictures.





(ii) Write five sentences using adjectives to describe what you can see in the picture.

