

WESTERN MUSIC

Student's Worksheets: GRADE 7 Week 5


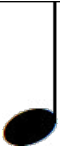
Exploring rhythms and Instrumental Sound



Beat and Rhythm

Time values, rhythm, and beat are important elements of music. **Time values** indicate how long a note should be played or sung. **Rhythm** is the pattern of long and short sounds we hear in music, while the **beat** is the steady pulse that we can clap or tap along to.

Time values

Symbol	English Name	Duration (in beats)
	Minim	2
	Crotchet	1

Activity 1

Clapping Rhythmic Patterns

Listen carefully as your teacher claps each rhythm below. Then, repeat the rhythm by clapping.



Activity 2

Counting Beats in Simple Time

- Listen as your teacher shows you how to count the beats using simple songs or melodies.
- **Join in** by clapping the steady beat or playing it on a percussion instrument (like a tambourine, drum, or shaker).
- **Practise with other songs** to help you feel the steady pulse and understand the beat better.
- **Follow your teacher's guidance** to change how loud or soft (dynamics), and how fast or slow (tempo) you perform. This helps you express the music with more feeling and control.

WESTERN MUSIC

Student's Worksheets: GRADE 7 Week 6

Exploring Pitch and Melody Through Echo Singing

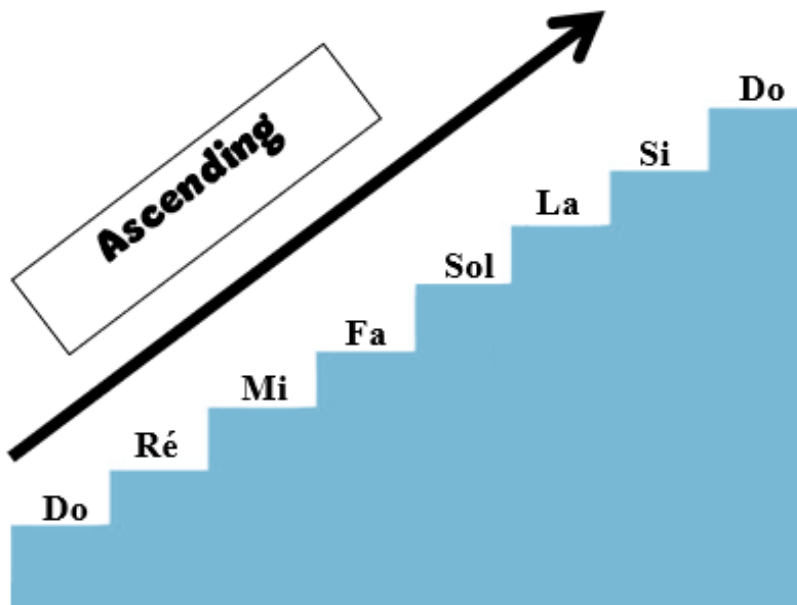


Introduction

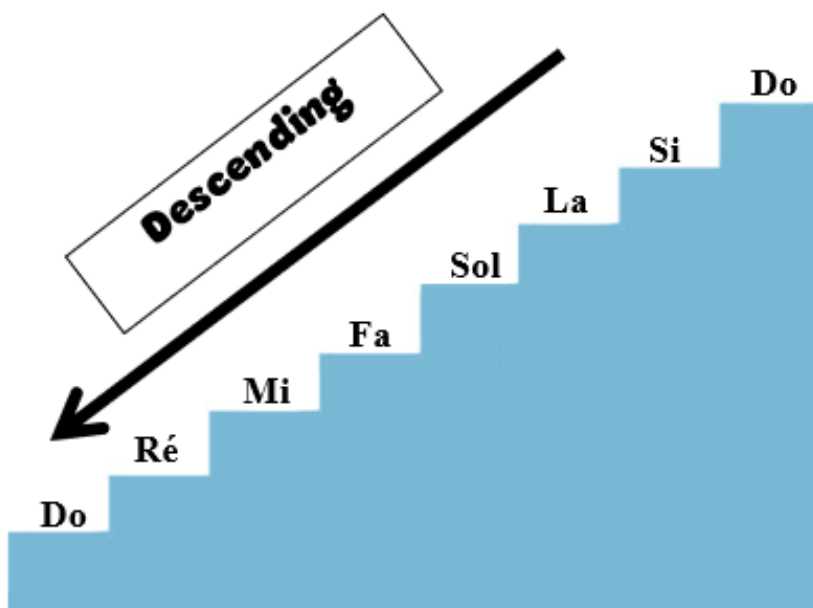
Singing simple melodic patterns helps in developing accurate listening skills, strengthens musical memory and encourages active engagement.

Activity 1**Echo Singing (Ascending C Major)**

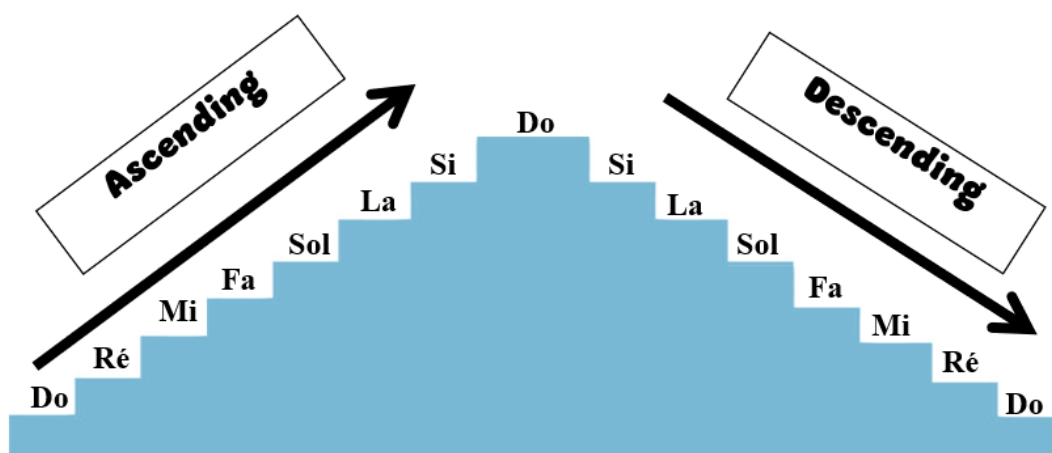
Listen carefully as your teacher sings each note on the “musical stairs” (the C major scale).
When your teacher sings a note, immediately echo or repeat it using your voice.

**Echo Singing (Descending C Major)**

Listen to your teacher and sing the notes down the musical stairs.



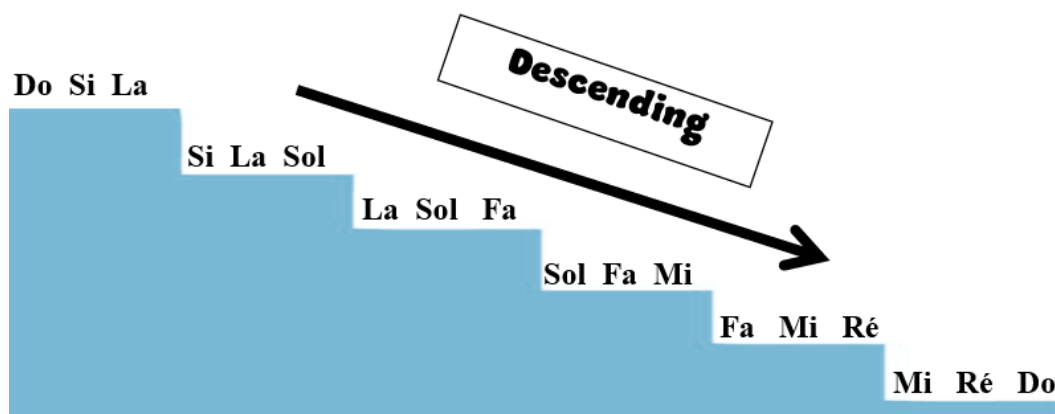
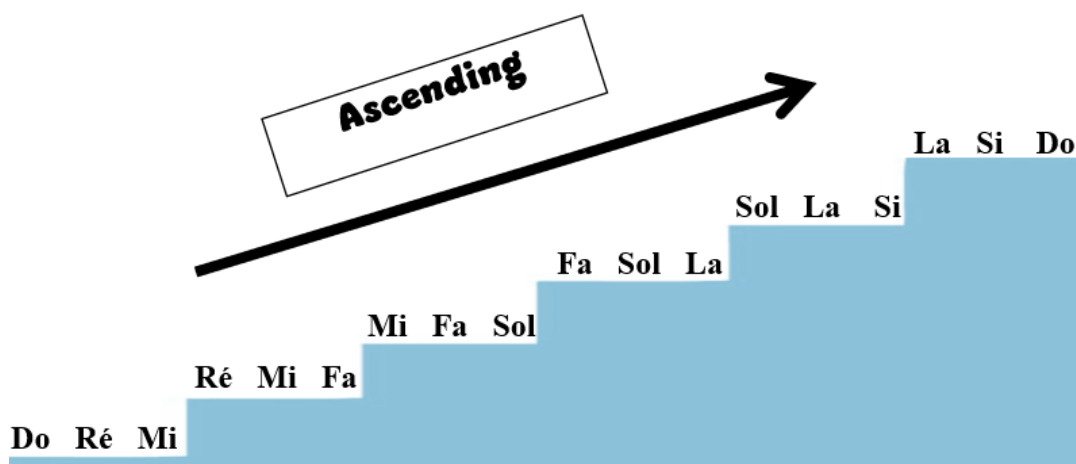
With the help of your teacher, sing the notes on the 'musical stairs,' going up the stairs (Do-Ré-Mi-Fa-Sol-La-Si-Do) and then going down again. (Do-Si-La-Sol-Fa-Mi-Ré-Do).



Activity 2

Echo Singing (Melodic Memory)

Listen carefully to the short melodies your teacher sings on the 'musical stairs.' Then, sing them back exactly the same.



Activity 3**Singing Melodies**

Sing the melodies below after listening to your teacher.

Melody 1 (stepwise)

Do – Ré – Mi – Fa – Fa – Mi – Ré – Do

Melody 2 (Leap and step)

Do – Mi – Sol – Mi – Ré – Fa – La – Sol



Melody 3 (With Repetition)

Mi – Sol – Mi – Sol – Fa – La – Sol – Fa

Additional melodies:**Melody 1**

Do Ré Mi Mi Mi Mi Mi Fa Sol Sol Sol Sol Fa Mi
Do Ré Mi la per - drix Mi Fa Sol prend son vol Fa Mi

Ré Ré Ré Ré Mi Ré Do Do Do Do Do
Ré dans un pré Mi Ré Do au bord de l'eau

Melody 2**Melody 3****Melody 4**

Melody 5