

Foundation Programme in Literacy,
Numeracy and Skills

ENGLISH LITERACY

Grade 8



MAURITIUS INSTITUTE OF EDUCATION under the aegis of



MINISTRY OF EDUCATION AND HUMAN RESOURCE



Aknowledgements

Dr Ajay Ramful

Head of Curriculum. MIE

PANEL COORDINATOR

Ms Reshma Gungapersand
Mrs Mangala Jawaheer
Mrs Jennita Boyjonauth-Somaroo
Mrs Preeyamvada Chuttooar
Mr Westley Valaydon
Mr Tariq Jhungeer

Panel Coordinator, Senior Lecturer
Panel Member, Lecturer
Secondary School Educator
Secondary School Educator
Secondary School Educator
Secondary School Educator

DESIGN

Ms Bhoomita Chumun

Graphic Designer

© Mauritius Institute of Education (2025)

Pictures from freepik.com



ENGLISH LITERACY

Grade 8

Environment Vocabulary

Teacher's Guide



Environment Vocabulary

A

Competency:

Basic Grammar, Vocabulary and Sentence Structure

B

Element 1:

Demonstrate understanding of vocabulary.

C

Performance criteria:

Level 2: 1.8- Use appropriate vocabulary words in sentences pertaining to real-life situations.

D

Purpose of Activity

Through this activity, students will learn new vocabulary which they will use in sentences.

E

Learning Outcomes

By the end of the activity, students should be able to:

- identify vocabulary pertaining to the environment.
- read words and expressions pertaining to the environment.
- use words and expressions pertaining to the environment.

D

Resources and materials:

- Board game
- A dice
- Pawns



Environment Vocabulary

F

Teaching trajectories/ Implementation Guidelines



Activity 1: Save the Earth!

1. Place the board game on a table and put students in groups.
2. Familiarise students with the pictures provided.
3. Explain the rules of the game to students:
 - Students take turns to throw the dice.
 - Students move their pawns on the required squares.
 - When playing, the students read aloud the words on the squares on which they fall.
 - They choose the corresponding pictures provided and stick them on the corner of each square.
 - The winner is awarded with a 'Go Green Badge'.



Activity 2: Path-following Recycling Puzzle

1. Explain Activity 2, the Path-following Recycling Puzzle, to students.
2. Discuss the term recycle and the purpose of recycling bins.
3. Help students to read aloud the list of words provided in the table.
4. Explain the meaning of each word.
5. Help students to identify pictures provided in the Path-following Recycling Puzzle . Let them guess which recycling bins the pictures lead to.
6. Ask students to write the provided words in the corresponding recycling bins with the pictures provided as guidance.

For example:

- Metal Recycle Bin – Key
- Paper Recycle Bin – Books



Environment Vocabulary



Activity 3: Composting

1. Guide students to complete Activity 3.
2. Show students the compost bin and explain its purpose.
3. Ask students to identify the pictures provided on the stickers and to read the words provided aloud.
4. Students cut out the stickers and paste them on the compost bin.
5. Students fill in the blanks with vocabulary and expressions learnt in Activity 1.



Activity 4: Be Green!

1. Guide students to complete Activity 4.
2. Students read aloud the list of words. Provide support if required.
3. Explain the meaning of each word.
4. Ask students to identify the pictures provided.
5. Students fill in the blanks with the given words.

G

Assessment:

Use of vocabulary while reading and writing

H

Extension of activity:

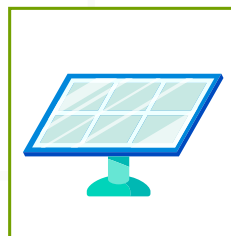

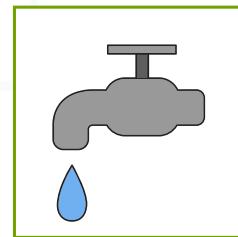


Writing of sentences using vocabulary.



Environment Vocabulary

Note to teacher for Activity 1:

- (i) Play the board game using a dice. Students can create their dice with bristol paper and can use their pawns, which can be a toy or any object.
- (ii) Familiarise students with the pictures below before playing the board game for Activity 1.





Environment Vocabulary

**GOING
GREEN!**

Foundation Programme in Literacy,
Numeracy and Skills

ENGLISH LITERACY

Grade 8



MAURITIUS INSTITUTE OF EDUCATION under the aegis of



MINISTRY OF EDUCATION AND HUMAN RESOURCE