

Foundation Programme in Literacy,  
Numeracy and Skills

# ENGLISH LITERACY

Grade 8



**MAURITIUS INSTITUTE OF EDUCATION** under the aegis of



**MINISTRY OF EDUCATION AND HUMAN RESOURCE**



## Aknowledgements

Dr Ajay Ramful

Head of Curriculum. MIE

---

### PANEL COORDINATOR

Ms Reshma Gungapersand  
Mrs Mangala Jawaheer  
Mrs Jennita Boyjonauth-Somaroo  
Mrs Preeyamvada Chuttooar  
Mr Westley Valaydon  
Mr Tariq Jhungeer

Panel Coordinator, Senior Lecturer  
Panel Member, Lecturer  
Secondary School Educator  
Secondary School Educator  
Secondary School Educator  
Secondary School Educator

---


### DESIGN

Ms Bhoomita Chumun

Graphic Designer

© Mauritius Institute of Education (2025)

*Pictures from freepik.com*



# ENGLISH LITERACY

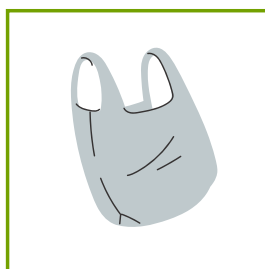

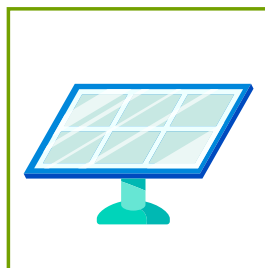



Grade 8

## Environment Vocabulary

Student's Activity Sheet



## Activity 1 | Save the Earth!





## Activity 1 | Save the Earth!

### Activity 1: Save the Earth!

Play the game and stick the correct pictures.

END

stick photo

Happy and Clean Earth!

16 poisonous gases from car

15 composting

14 stick photo

recycle bins

13 food and vegetables leftovers

12 use of plastic bags

11 electric cars

10 stick photo

sorting of waste

9 use of eco-friendly bags

8 deforestation

7 solar panels

6 stick photo

littering

5 stick photo

4 stick photo

3 stick photo

2 stick photo

1 energy saving bulb

close water tap

pick up trash

solar energy

plant a tree

stick photo


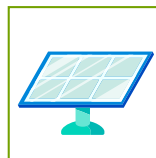

Save the sad Earth

START



## Activity 1 | Save the Earth!

Cut and paste.





## Activity 1 | Save the Earth!



**GOING  
GREEN!**

A large, vibrant green ribbon seal with a scalloped edge and a silver metallic-looking border. The seal is tied in a bow, with the loops forming a circular frame around the text. The text "GOING GREEN!" is written in a bold, white, sans-serif font, centered within the seal. The background of the seal has a subtle gradient and a slight shadow effect.



**Activity 2 | Recycling Puzzle**

**Activity 2: Path-following Recycling Puzzle**  
Let's sort the waste for recycling.

Insert the words given in the table in their corresponding recycling bins provided below.



tin cans	water bottles	books
newspapers	foil trays	plastic bags
metal lids	shampoo bottles	magazines
yogurt containers	cardboard boxes	egg cartons
plastic bottle caps	key	coke cans

plastic	metal	paper
		
<div></div> <div></div> <div></div> <div></div> <div></div> <div></div> <div></div>	<div></div> <div></div> <div></div> <div></div> <div></div> <div></div> <div></div>	<div></div> <div></div> <div></div> <div></div> <div></div> <div></div> <div></div>






## Activity 2 | Recycling Puzzle





### Activity 3 | Composting

#### Activity 3: Composting


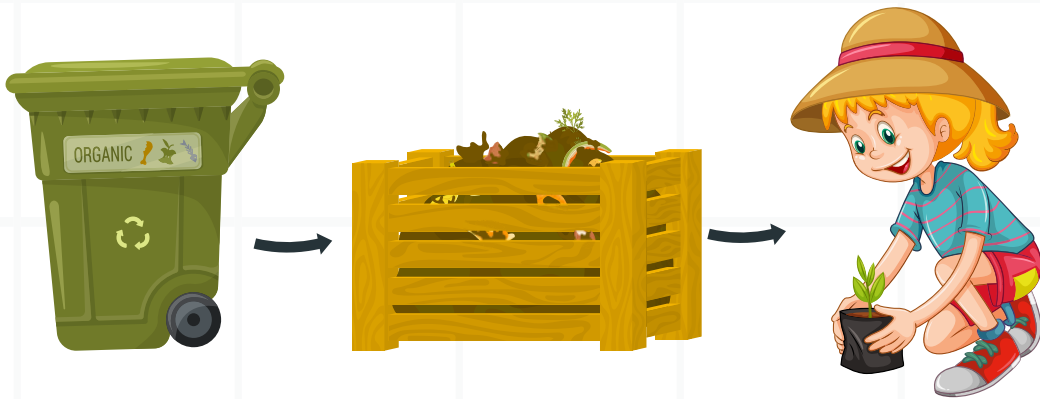


The compost cycle



### Activity 3 | Composting

Cut and paste the stickers provided below on the big compost bin and fill in the blanks.



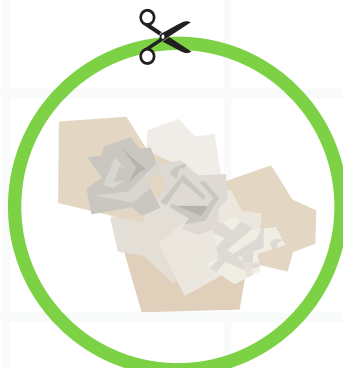
egg shells




tea bag



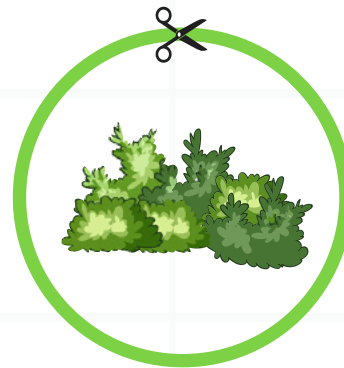
leftovers



tissue papers



dried leaves



grass cutting



### Activity 3 | Composting









## Activity 4 | Be Green

### Activity 4: Be Green!

Look at the pictures and complete the sentences. Use the words provided.



1. .... endangered animals.
2. .... water.
3. .... a tree.
4. .... rubbish in a bin.
5. ....bottles, cans, and paper.
6. .... deforestation.
7. .... leftover food.
8. ....plastic items.
9. .... eco-friendly bags.
10. .... green.

Save  
Compost  
Plant  
Use  
Protect  
Recycle  
Be  
Stop  
Ban  
Throw away

**Foundation Programme in Literacy,  
Numeracy and Skills**

# **ENGLISH LITERACY**

**Grade 8**



**MAURITIUS INSTITUTE OF EDUCATION** under the aegis of



**MINISTRY OF EDUCATION AND HUMAN RESOURCE**