

GRADE
9+

Extended Programme

ART & DESIGN

Practice Paper 1
30 Minutes






Read these instructions first

- Write your name in the space provided below.
- Use black or blue ink.
- HB pencils may be used for the diagrams / sketches only.
- Do not use correction fluid.
- Read each question carefully.
- All answers must be written in the spaces provided.
- Answer all questions.
- The number of marks is given in the brackets [] at the end of each question or part question.
- The total mark for this paper is 20 marks.

Name of student :

SECTION A

1. Match the words on the left with their corresponding image on the right. The first one has been done for you.

<p>A still life</p>	<p>A</p> 
<p>1. Wire sculpture</p>	<p>B</p> 
<p>2. Cast shadow</p>	<p>C</p> 
<p>3. Primary source</p>	<p>D</p> 
<p>4. Secondary source</p>	<p>E</p> 

(4 marks)

2. Fill in the blank with the correct word from the list given. An example has been done for you.

Example : A sculpture is a **three-dimensional** artwork.

- (a) A is an element of art.
- (b) A logo should be and attractive.
- (c) is an artist well known for his still life paintings based on 'sunflowers'.
- (d) A still life is also known as

(4 marks)

simple, **three-dimensional**, 'nature morte', Vincent Van Gogh, form

SECTION B



Edouard Manet, The Spanish Singer, 1860, Oil on canvas

1. Answer the following questions based on the above artwork.

(a) According to you, what did the artist want to express through the artwork? Discuss any one idea.

.....

.....

.....

.....

(3 marks)

(b) Describe how one art element and one principle of design have been used by the artist to communicate his/her idea.

.....

.....

.....

.....

.....

(4 marks)

(c) Use appropriate art terms to describe what you like or not like the most about the artwork.

.....

.....

.....

.....

.....

.....

(5 marks)

GRADE
9+

Extended Programme

ART & DESIGN

Practice Paper 2
30 Minutes

Read these instructions first

- Write your name in the space provided below.
- Use black or blue ink.
- HB pencils may be used for the diagrams / sketches only.
- Do not use correction fluid.
- Read each question carefully.
- All answers must be written in the spaces provided.
- Answer all questions.
- The number of marks is given in the brackets [] at the end of each question or part question.
- The total mark for this paper is 20 marks.

Name of student :

SECTION A

1. Encircle the correct answer for each sentence. An example has been done for you.

Example: The art of beautiful handwriting is known as

- A Photography
 - B Echography
 - C Geography
 - D Calligraphy
-

(a) A/an pattern is a type of repeat pattern.

- A motif
- B regular
- C tracing
- D assemblage

(b) The is used as a unit of measurement in human figure drawing.

- A head
- B hip
- C hand
- D arm

(c) Which of the following term is a sign or symbol that identifies a company or a brand?

- A Colour wheel
- B Perspective
- C Logo
- D Manuscript

(d) The face consists of different contours and

- A materials
- B carving
- C numbers
- D planes

(5 marks)

2. Indicate if the following statements are either TRUE or FALSE by ticking (✓) the column. The first one has been done for you.

Statements	TRUE	FALSE
(a) A logo should be complex.		✓
(b) The average human body height is approximately five head.		
(c) An armature is a rigid framework used to support a sculpture.		
(d) Different moods can be created by the choice of colours in a painting.		
(e) Stylisation is the process of simplifying a realistic image into a graphic one.		

(4 marks)

SECTION B



Riaz Auladin, Marchand Coco Choisy, Watercolour

1. Answer the following questions based on the above artwork.

(a) According to you, what did the artist want to express through the artwork? Discuss any one idea.

.....

.....

.....

.....

(3 marks)

(b) Describe how **one art element** and **one principle of design** have been used by the artist to communicate his/her idea.

.....

.....

.....

.....

.....

(4 marks)

(c) Use appropriate art terms to describe what you like or not like the most about the artwork.

.....

.....

.....

.....

.....

.....

(5 marks)

GRADE
9+

Extended Programme

ART & DESIGN

Practice Paper 3
30 Minutes

Read these instructions first

- Write your name in the space provided below.
- Use black or blue ink.
- HB pencils may be used for the diagrams / sketches only.
- Do not use correction fluid.
- Read each question carefully.
- All answers must be written in the spaces provided.
- Answer all questions.
- The number of marks is given in the brackets [] at the end of each question or part question.
- The total mark for this paper is 20 marks.

Name of student :

SECTION A

1. Encircle the correct answer for each sentence. An example has been done for you.

Example: Red, Blue and yellow are _____ colours.

- A tertiary
 - B secondary
 - C complementary
 - D primary
-

1. refers to any length that appears shorter when viewed at a different angle.

- A Shade
- B Foreshortening
- C Tones
- D Tint

2. In a poster the message is referred to as a/an

- A scripture
- B hieroglyph
- C slogan
- D annotation

3. In the 2nd dynasty in Egypt, metal wire was used to create

- A pottery
- B jewellery
- C prints
- D tombs

4. When drawing a still life, a is used to measure the objects.

- A paper
- B compass
- C thermometer
- D pencil

(4 marks)

2. Indicate if the following statements are either TRUE or FALSE by ticking (✓) the column. The first one has been done for you. (4 marks)

Statements	TRUE	FALSE
(a) Green is a tertiary colour.		✓
(b) A motif is the basic unit of a pattern.		
(c) A bust is a full body sculpture.		
(d) A poster is a means of communication.		
(e) Assemblage is done only by using coloured pencils.		

SECTION B



Vick Kumar Shibdoyal, Paralympics, 2019, scrap metal sculpture.

1. Answer the following questions based on the above artwork.

1. According to you, what did the artist want to express through the artwork? Discuss any one idea.

.....

.....

.....
.....
.....
.....

(3 marks)

2. Describe how **one art element** and **one principle of design** have been used by the artist to communicate his/her idea.

.....
.....
.....
.....
.....
.....

(4 marks)

3. Use appropriate art terms to describe what you like or not like the most about the artwork.

.....
.....
.....
.....
.....
.....

(5 marks)

GRADE
9+

Extended Programme

ART & DESIGN

Practice Paper 4
30 Minutes

Read these instructions first

- Write your name in the space provided below.
- Use black or blue ink.
- HB pencils may be used for the diagrams / sketches only.
- Do not use correction fluid.
- Read each question carefully.
- All answers must be written in the spaces provided.
- Answer all questions.
- The number of marks is given in the brackets [] at the end of each question or part question.
- The total mark for this paper is 20 marks.

Name of student :

SECTION A

1. Encircle the right answer for each sentence. An example has been done for you.

..... is a malleable material often used to make sculptures.

- A cardboard
 - B stone
 - C Marble
 - D Clay
-

1. The side view of the human face is known as the

- A frontal
- B profile
- C back
- D top

2. Assemblage is a form of

- A painting
- B printing
- C sgraffito
- D sculpture

3. Which of the following is a three-dimensional artwork?

- A Painting
- B Relief carving
- C Rubbing
- D Printing

4. Which of the following is a logo?

A



B



C



D



2. Indicate if the following statements are either TRUE or FALSE by ticking (✓) the column. The first one has been done for you.

Statements	TRUE	FALSE
(a) Red is a primary colour.	✓	
(b) Soap can be used for relief carving.		
(c) The average width of the human shoulder is three heads.		
(d) Balance in a composition is an example of element of art.		
(e) The appearance of a person is an important feature of a portrait.		

SECTION B



Edgar Degas, Three Dancers, 1903, Pastel on paper.

Answer the following questions based on the above artwork.

1. According to you, what did the artist want to express through the artwork? Discuss any one idea.

.....

.....

.....

.....

.....

.....

(3 marks)

2. Describe how **one art element** and **one principle of design** have been used by the artist to communicate his/her idea.

.....

.....

.....

.....

.....

.....

(4 marks)

3. Use appropriate art terms to describe what you like or not like the most about the artwork.

.....

.....

.....

.....

.....

.....

(5 marks)

GRADE
9+

Extended Programme

ART & DESIGN

Practice Paper 5
30 Minutes

Read these instructions first

- Write your name in the space provided below.
- Use black or blue ink.
- HB pencils may be used for the diagrams / sketches only.
- Do not use correction fluid.
- Read each question carefully.
- All answers must be written in the spaces provided.
- Answer all questions.
- The number of marks is given in the brackets [] at the end of each question or part question.
- The total mark for this paper is 20 marks.

Name of student :


SECTION A

1. Encircle the right answer for each sentence. An example has been done for you.

Which of the following elements is the surface quality of an object that can be seen or felt?

- A Line
 - B Texture
 - C Value
 - D Space
-

1. Which of the following are geometrical shapes?



2. Which of the following techniques is a process of producing letters, alphabets, textures and images using ink or paint on paper through the pressing process?

- A Painting
- B Printing
- C Blowism
- D Carving

3. In which country did printing with wood blocks originate?

- A Mauritius
- B Italy
- C Canada
- D China

4. Which one of the following artists is a famous printmaker?

- A Vaco Baissac
- B Claude Monet
- C Albrecht Dürer
- D Michael Jackson

(4 marks)

2. Fill in the blank with the correct word from the list given. An example has been done for you.

Example: Collage can be flat or in relief.

- (a) The word 'collage' comes the French word
- (b) is a Cubist artist who was the first to use collage as a method for creating modern art.
- (c) In Egypt, printing was done on
- (d) Black and white create

(4 marks)

papyrus, contrast, Pablo Picasso, **flat**, 'coller'

SECTION B



Robin Wight, Fairy with giraffe, Wire Sculpture.

Answer the following questions based on the above artwork.

1. According to you, what did the artist want to express through the artwork? Discuss any one idea.

.....
.....
.....
.....

(3 marks)

2. Describe how **one art element** and **one principle of design** have been used by the artist to communicate his/her idea.

.....
.....
.....
.....
.....

(4 marks)

3. Use appropriate art terms to describe what you like or not like the most about the artwork.

.....
.....
.....
.....
.....
.....

(5 marks)

GRADE
9+

Extended Programme

ART & DESIGN

Practice Paper 6
30 Minutes






Read these instructions first

- Write your name in the space provided below.
- Use black or blue ink.
- HB pencils may be used for the diagrams / sketches only.
- Do not use correction fluid.
- Read each question carefully.
- All answers must be written in the spaces provided.
- Answer all questions.
- The number of marks is given in the brackets [] at the end of each question or part question.
- The total mark for this paper is 20 marks.

Name of student :

SECTION A

1. Match the words on the left with corresponding image on the right. The first one has been done for you.

Printing	A 
1. Wax resist	B 
2. Relief Collage	C 
3. Pattern	D 
4. Landscape	E 

(4 marks)

2. Encircle the right answer for each sentence. An example has been done for you.

Which of the following is a resist technique in Art?

- A Gouache
 - B Batik
 - C Aquarelle
 - D Carving
-

a. Which one of these printing techniques were used in Europe and India to print on clothes?

- A 3D printing
- B Digital print
- C Vegetable printing
- D Block printing

b. Recycling scrap objects in artworks promotes environment.

- A a polluted
- B an eco- friendly
- C a harmful
- D a dirty

c. Claude Monet is considered a impressionist artist who painted his landscapes from direct observation.


- A 'plein air'
- B open air
- C indian
- D african

d. Foreground, middle ground and add depth to a landscape.

- A open ground
- B ground
- C background
- D front ground

(4 marks)

SECTION B



Sanyaka Ganz, Deep Sea, 2007, assemblage.

Answer the following questions based on the above artwork.

1. According to you, what did the artist want to express through the artwork? Discuss any one idea.

.....
.....
.....
.....

(3 marks)

2. Describe how **one art element** and **one principle of design** have been used by the artist to communicate his/her idea.

.....
.....
.....
.....
.....

(4 marks)

3. Use appropriate art terms to describe what you like or not like the most about the artwork.

.....

.....

.....

.....

.....

.....

(5 marks)

GRADE
9+

Extended Programme

ART & DESIGN

Practice Paper 7
30 Minutes

Read these instructions first

- Write your name in the space provided below.
- Use black or blue ink.
- HB pencils may be used for the diagrams / sketches only.
- Do not use correction fluid.
- Read each question carefully.
- All answers must be written in the spaces provided.
- Answer all questions.
- The number of marks is given in the brackets [] at the end of each question or part question.
- The total mark for this paper is 8 marks.

Name of student :

SECTION A

1. Indicate if the following statements are either TRUE or FALSE by ticking (✓) the column. The first one has been done for you.

Statements	TRUE	FALSE
(a) Yves David is a famous Mauritian landscape artist.	✓	
(b) A square is not a geometrical shape.		
(c) The Impressionist artists wanted to depict interiors.		
(d) Black and white do not create contrast.		
(e) In the early Mesopotamian civilization, cylinder seals on clay tablets were used for printing.		

(4 marks)

2. Fill in the blank with the correct word from the list given. An example has been done for you.

Example: Cavemen drew animal forms on the walls of caves.

- (a) is a technique for creating illusion of three-dimensional.
- (b) In, a soft material is used to build up and shape a sculpture.
- (c) Bridget Riley is an artist.
- (d) Red is not a colour.

(4 marks)

modelling animal Op perspective secondary

GRADE
9+

Extended Programme

ART & DESIGN

Practice Paper 8
30 Minutes

Read these instructions first

- Write your name in the space provided below.
- Use black or blue ink.
- HB pencils may be used for the diagrams / sketches only.
- Do not use correction fluid.
- Read each question carefully.
- All answers must be written in the spaces provided.
- Answer all questions.
- The number of marks is given in the brackets [] at the end of each question or part question.
- The total mark for this paper is 8 marks.

Name of student :

SECTION A

1. Encircle the right answer for each sentence. An example has been done for you.

Blue is acolour.

- A Primary
 - B Secondary
 - C Tertiary
 - D Intermediary
-

1. Assemblage is an process.

- A painting
- B additive
- C drawing
- D printing

2. A is a regular or irregular arrangement of a motif.

- A carving
- B 3d composition
- C medium
- D pattern

3. In pointillism patterns are obtained by making

- A sculpture
- B dots
- C slabs
- D cut outs

4. Assemblage art is made up of

- A found objects
- B lines
- C colours
- D tones

(4 marks)

2. Indicate if the following statements are either TRUE or FALSE by ticking (✓) the column. The first one has been done for you.

Statements	TRUE	FALSE
(a) Orange and Purple form a pair of complementary colours.		✓
(b) A repeat pattern is created through the repetition of a motif.		
(c) Michelangelo mastered the drawing of human figures.		
(d) Stylization of shapes can be done to obtain a motif.		
(e) Artists from the Cubist movement were called 'Les Fauves'.		

(4 marks)

GRADE
9+

Extended Programme

ART & DESIGN

Practice Paper 9
30 Minutes

Read these instructions first

- Write your name in the space provided below.
- Use black or blue ink.
- HB pencils may be used for the diagrams / sketches only.
- Do not use correction fluid.
- Read each question carefully.
- All answers must be written in the spaces provided.
- Answer all questions.
- The number of marks is given in the brackets [] at the end of each question or part question.
- The total mark for this paper is 8 marks.

Name of student :

SECTION A

1. Encircle the correct answer for each sentence. An example has been done for you.

Green is a colour.

- A Primary
- B Secondary
- C Tertiary
- D Intermediary

1. Which of these artists used assemblage?

- A Leonardo Da Vinci
- B Vincent Van Gogh
- C Claude Monet
- D Pablo Picasso

2. Simplification of shapes is known as

- A modeling
- B painting
- C drawing
- D stylisation

3. In a colour wheel, complementary colours appear to each other.

- A opposite
- B next
- C underneath
- D over

4. is an artist who used geometrical shapes to create compositions.

- A Piet Mondrian
- B Michelangelo
- C Leonardo Da Vinci
- D Claude Monet

(4 Marks)

2. Indicate if the following statements are either TRUE or FALSE by ticking (✓) the column. The first one has been done for you.

Statements	TRUE	FALSE
(a) Orange and Blue form a pair of complementary colours.	✓	
(b) A motif can be repeated regularly or irregularly to obtain a pattern.		
(c) A photomontage composition is often surrealistic.		
(d) Paper batik is used to decorate clothes by coating certain parts of it with melted plastic.		
(e) Pablo Picasso used mixed media and collage in some of his artworks.		

(4 marks)

GRADE
9+

Extended Programme

ART & DESIGN

Practice Paper 10
30 Minutes

Read these instructions first

- Write your name in the space provided below.
- Use black or blue ink.
- HB pencils may be used for the diagrams / sketches only.
- Do not use correction fluid.
- Read each question carefully.
- All answers must be written in the spaces provided.
- Answer all questions.
- The number of marks is given in the brackets [] at the end of each question or part question.
- The total mark for this paper is 8 marks.

Name of student :

SECTION A

1. Match the sentence on the left with the corresponding word on the right. The first one has been done for you.

Complementary colours are colours that
..... with each other.

opposite

1. Red and form a pair of
complementary colours.

spacing

2. The distance between two words is called
word

contrast

3. In, the a surface is
prepared by rubbing different layers of wax

sgraffito

4. In a colour wheel, complementary colours
appear to each other.

green

(4 marks)

2. Choose the right word to fill in the blank. An example has been done for you.

tactile, proportion, hieroglyphs, calligraphy, line

Example: A line is an element of art.

1. Egyptians used as a form of writing.

2. is considered an art form.

3. is an important aspect when objects are drawn.

4. Textures can be visual or

(4 marks)

GRADE
9+

Extended Programme

ART & DESIGN

Practice Paper 11
30 Minutes

Read these instructions first

- Write your name in the space provided below.
- Use black or blue ink.
- HB pencils may be used for the diagrams / sketches only.
- Do not use correction fluid.
- Read each question carefully.
- All answers must be written in the spaces provided.
- Answer all questions.
- The number of marks is given in the brackets [] at the end of each question or part question.
- The total mark for this paper is 8 marks.

Name of student :

SECTION A

1. Fill in the blank with the correct word from the list given. An example has been done for you.

Greek yellow smaller carving secondary

Carving is a technique of sculpture.

1. In colour perspective, objects away from the eye look in size.
2. Green, orange and purple are colours.
3. In Art, human figures were depicted realistically.
4. Red, Blue, and are primary colours.

(4 marks)

2. Match the sentence on the left to the corresponding word/words on the right. An example is done for you.

A painting technique.

Eye Level

1. A secondary colour.

Gouache

2. An illustration merged with text to express the meaning of the text.

expressive lettering

3. Height of the viewer's eyes.

Green

4. Pencil, coloured pencil, and felt tipped markers.

Drawing media

(4 marks)

GRADE
9+

Extended Programme

ART & DESIGN

Practice Paper 12
30 Minutes

Read these instructions first

- Write your name in the space provided below.
- Use black or blue ink.
- HB pencils may be used for the diagrams / sketches only.
- Do not use correction fluid.
- Read each question carefully.
- All answers must be written in the spaces provided.
- Answer all questions.
- The number of marks is given in the brackets [] at the end of each question or part question.
- The total mark for this paper is 8 marks.

Name of student :

SECTION A

1. Match the definitions on the left to their corresponding word/words on the right. An example has been done for you.

Blue, Green and Purple

- 1. A painting in one colour
- 2. A modelling technique.
- 3. An Egyptian form of writing
- 4. Lightness and darkness of a colour.

Hieroglyphs

Tones

Cool Colours

Monochrome

Coiling

(4 marks)

2. Indicate if the following statements are either TRUE or FALSE by ticking (✓) the column. The first one has been done for you.

Statements	TRUE	FALSE
(a) Hannah Hoch is well known for her photomontage artworks.	✓	
(b) A photomontage is classified as an oil painting artwork.		
(c) Parts of the object on which light is strongest are called highlights.		
(d) Tonal gradation is used to show depth and volume in a drawing.		
(e) In Islamic art, pattern are obtained from non-geometric shapes.		

(4 marks)

